


COLLIERVILLE

TENNESSEE, USA








Collierville has experienced extreme growth over the past two decades, seeing a 31.6% increase in population from 2000 to 2010 and 9.6% from 2010 to 2020. While projections show growth will slow over the next five years, that rate continues to outpace the projected growth for Shelby County and the Memphis MSA.



Prepared by:



KEY ECONOMIC SECTORS

| NAICS | DESCRIPTION | 2021 JOBS | 2016 - 2021 % CHANGE | 2021 LOCATION QUOTIENT | AVG. EARNINGS PER JOB | AVG. NATIONAL EARNINGS PER JOB |
|---|--|-----------|----------------------|------------------------|-----------------------|--------------------------------|
|  23 | Construction | 1,420 | 8.6% | 1.19 | \$72,954 | \$72,969 |
|  31 | Manufacturing | 1,895 | 10.8% | 1.19 | \$102,126 | \$91,447 |
|  42 | Wholesale Trade | 1,218 | -4.9% | 1.66 | \$91,425 | \$100,389 |
|  44 | Retail Trade | 2,578 | -12.5% | 1.27 | \$44,505 | \$45,159 |
|  541 | Professional, Scientific, & Technical Services | 1,124 | -0.8% | 0.79 | \$78,760 | \$118,407 |
|  62 | Health Care & Social Assistance | 2,084 | 0.8% | 0.78 | \$69,348 | \$68,089 |
|  722 | Food Services & Drinking Places | 2,761 | -10.2% | 2.12 | \$22,240 | \$26,029 |

This data represents the zip codes that comprise the Collierville area, which is larger than the corporate limits. These zip codes are: 38017 and 38027.



The **Professional, Scientific, and Technical Services** sector requires workers with higher education. Collierville has a significantly higher percentage of its age 25+ population with bachelor's degrees, master's degrees, and beyond, at nearly 60%. Because of this, it is unsurprising that this industry has a strong presence in Collierville.



The **Manufacturing** sector has grown at the highest rate out of any of the key economic sectors. The jobs are spread evenly throughout various forms of manufacturing, with the highest concentrations in **Food; Beverage and Tobacco; Apparel; Chemical; and Electrical Equipment Manufacturing.**



Construction is one of Collierville's fastest growing sectors. **Specialty Trade** contractors make up a significant portion of this sector.

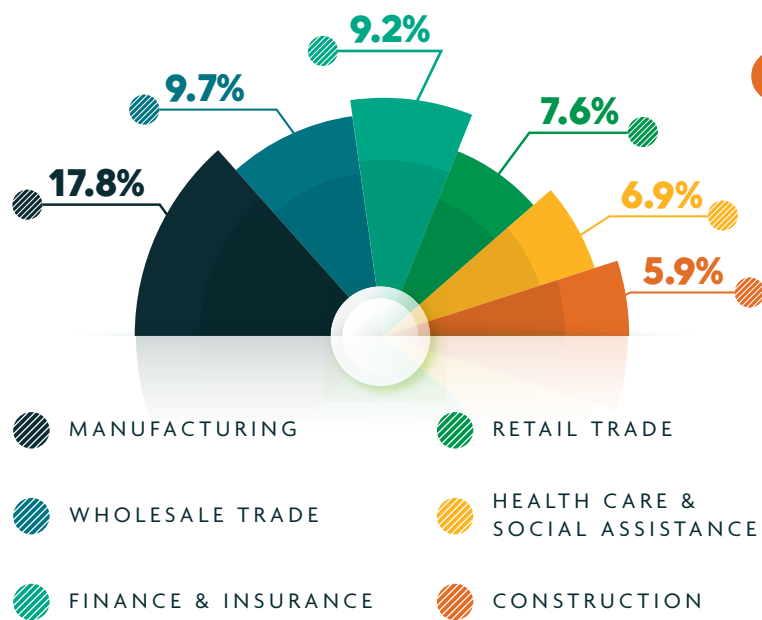


Collierville has continued to develop solid **Retail Stores and Restaurants** over the years. It is important for cities to establish quality-of-life amenities in order to retain population and attract new growth, as well as bring strength to the local economy.



As in most economies, **Healthcare** is a major sector. However, in Collierville this sector is driven by a hospital and ambulatory medical services as opposed to long term care.

TOP SECTORS BY GRP OUTPUT VALUE



The Collierville area contributed an estimated **\$2.5 billion** to the Shelby County economy in 2021. The chart to the left represents the top industry sectors comprising the Gross Regional Product (GRP) for Collierville. Manufacturing is the largest sector, producing 18% of the total GRP for the Germantown area, compared to 11% of the United States GRP.

PROPERTY TAXES

18,424

TOTAL PARCELS

\$7.9B

TOTAL APPRAISED VALUE

9.8%

TAX GENERATED*

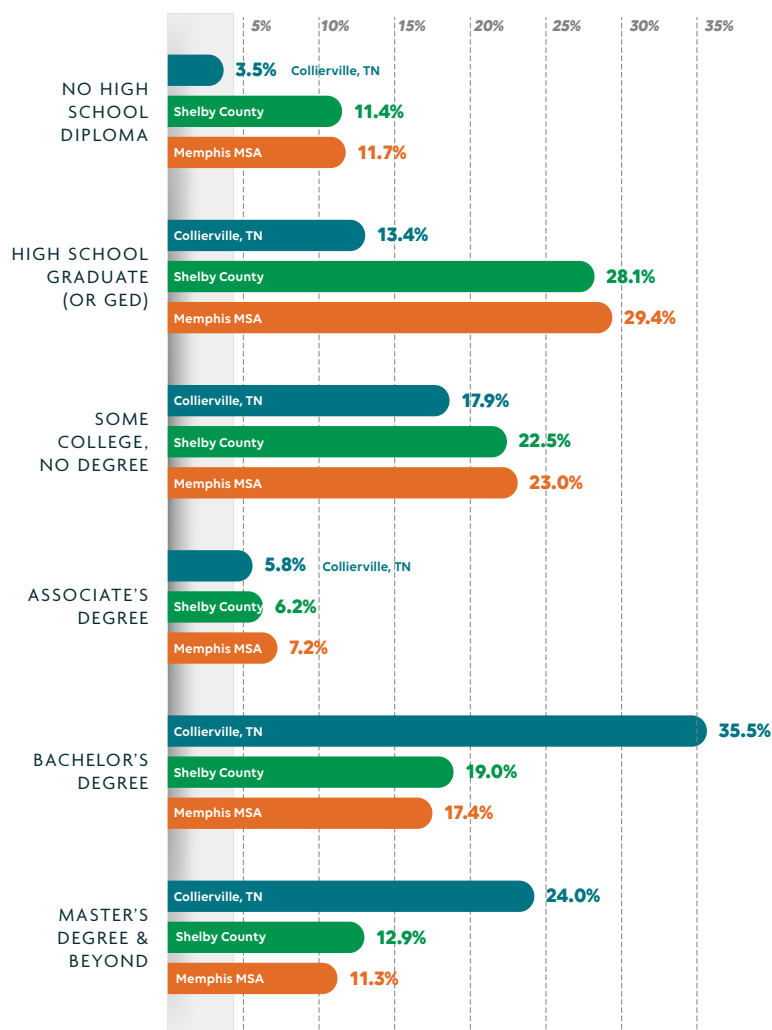
\$387,195

AVG. HOME APPRAISAL

*PERCENTAGE OF TOTAL PROPERTY TAXES GENERATED FOR SHELBY COUNTY



EDUCATION ATTAINMENT



POPULATION

| | COLLIERVILLE | SHELBY COUNTY | MEMPHIS MSA |
|---------------------|--------------|---------------|-------------|
| 2000 Census | 33,419 | 897,470 | 1,205,201 |
| 2010 Census | 43,965 | 927,644 | 1,316,100 |
| 2020 Census | 51,324 | 929,744 | 1,337,779 |
| 2027 Projection | 50,282 | 961,334 | 1,386,570 |
| % Change: 2000-2010 | 31.6% | 3.4% | 9.2% |
| % Change: 2010-2020 | 16.7% | 0.2% | 1.6% |
| % Change: 2020-2027 | -2.0% | 3.4% | 3.6% |

AVG. HOUSEHOLD INCOME

\$173,941

COLLIERVILLE, TN

\$87,933

SHELBY COUNTY

\$87,194

MEMPHIS MSA



A highly educated workforce supports a more technology-driven industrial base, along with companies in the professional and business service sectors. Nearly 60% of the Collierville residents aged 25+ hold a bachelor's degree or beyond, compared to 33% in Shelby County and 29% in the Memphis MSA.